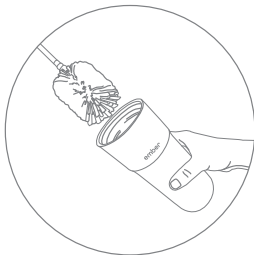
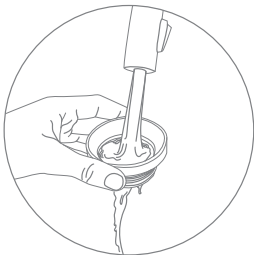
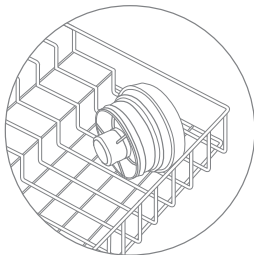


ember

Cleaning Your Ember

- Ember Mug is **HAND WASH ONLY**.
- Do **NOT** put mug in dishwasher.
- Lid can be washed only in top-rack of the dishwasher.
- Make sure lid is open during washing so that all surfaces of the lid are cleaned.
- Wash lid & hand wash Ember Mug thoroughly before first use and after every use with warm, soapy water. Use mild cleaners; avoid cleaners containing bleach, chlorine, abrasives or other harsh chemicals.



- Store your Ember with the lid off (or at least in the open position). This will allow the mug and lid to completely dry.
- Use the Ember Bottle Brush (sold separately) for daily cleaning of your mug.

Care Tips

- Dry it well. Ensure the gold rings at the base of the mug and gold pins on the charging coaster are dry before charging.
- Do **NOT** leave your Ember Mug in extremely hot or cold environments since extreme temperatures can affect functionality.



NOTICE: These important safety instructions are available in languages in addition to English

ember.com/manuals



SGS



인증번호: R-C-WLV-TM19
제조사: EMBER TECHNOLOGIES, INC.
제조국가: CHINA 중국

ember

Important Care and Use Info

⚠️ DANGER! FIRE! NEVER MICROWAVE! ⚠️



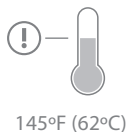
Ember is an electronic device with batteries. Microwave can cause damage to battery and/or electronics.

⚠️ WARNING — HOT LIQUID! ☀️

Hot contents may create internal pressure resulting in a hot liquid spray when opening the lid. Always have the mug positioned away from the face when pressing down on the lid to properly release pressure.

When consuming hot beverages:

- Use caution when drinking hot beverages. Liquids over 145°F (62°C) are especially dangerous, let them cool down before consuming.
- Keep Ember out of the reach of children when filled with hot beverages.



Overfilling

- Do NOT fill your Ember above the “MAX” fill line inside mug.

Lid

- To open and close, press the center of your lid, and position the mug away from your face to avoid a hot liquid spray.
- Make sure your lid is securely attached before drinking.

⊘ MCT OIL CAUTION ⊘

This product is not designed to be used with MCT oils. MCT oils can reduce the structural integrity of the lid. Do not use MCT oils in this product.